DIGITAL TWIN ECOSYSTEM

Connected Systems. One Digital Twin.

Security • Fire • Environment • Industrial Monitoring



Integration by Karam Technology

KARAM TECHNOLOGY

karam.technology

01 / THE PLATFORM

Your operation, made visible.

A digital representation of your site, linked to supported device data. See readings and events in the context of the room, asset or system involved.



A place for every signal
Connect a reading or event to the relevant location.

A clearer operating picture
Bring connected systems into a shared visual context.

Built around your project
Select the sources, views and functions your site needs.

Industrial / 05 | Safety / 14 | Villa / 16

02 / HOW IT WORKS

From field device to digital view.

Karam Technology connects the physical installation with the software view, so each supported signal has a clear meaning and location.



01 **Field systems**
Sensors, meters, alarms and compatible controllers.

02 **Integration layer**
Supported APIs, gateways or protocol connections.

03 **Spatial mapping**
Assign each source to a site, room or asset.

04 **Operator view**
Present readings, events and configured controls.

DIGITAL TWIN ECOSYSTEM

One View. Across Your Sites.

Connect compatible systems through tailored integration.



SITES | ASSETS | ALERTS

Third-party system integration

KARAM TECHNOLOGY

karam.technology

03 / INDUSTRIAL APPLICATIONS

One ecosystem. Many environments.

Build a connected view around the way your facility operates: production, storage, refrigeration, utilities and the loading yard.



Production facilities

Place equipment and environmental signals in context.

Warehouses and cold storage

Organise room conditions and events by zone.

Utilities and logistics

Bring selected energy, fuel and cargo data into view.

DIGITAL TWIN ECOSYSTEM

Temperature. Humidity. Together.

Environmental insight for sensitive spaces.



KARAM TECHNOLOGY

karam.technology

DIGITAL TWIN ECOSYSTEM

Every Cold Room. In View.

Temperature monitoring with visual alerts.



KARAM TECHNOLOGY

karam.technology

04 / AN ALERT IN CONTEXT

From reading to informed action.

A temperature event becomes easier to understand when the reading, the affected room and its recent history are viewed together.

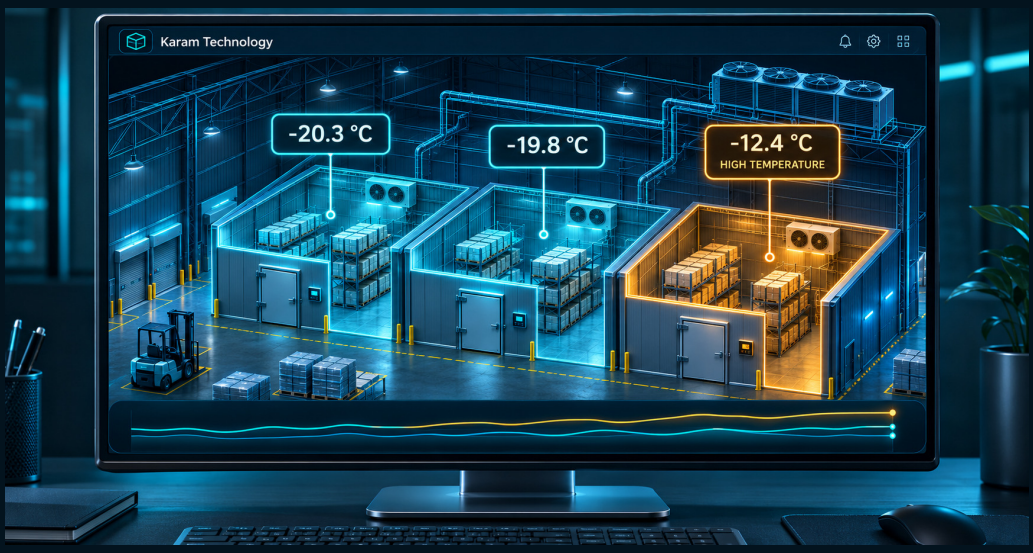

01 **Measure**
A connected source reports the room temperature.

02 **Identify**
A configured threshold marks the affected area.

03 **Review**
Inspect the current reading and available history.

04 **Respond**
Your team follows its operating procedure.

DIGITAL TWIN ECOSYSTEM

Your Cold Chain. Connected.

Cargo temperature • Fuel level • Visual alerts



KARAM TECHNOLOGY

karam.technology

05 / CONNECTED COLD CHAIN

Cargo and fuel, asset by asset.

Keep each refrigerated vehicle identifiable. Cargo readings, refrigeration status and fuel measurements can be organised against the relevant asset.



Cargo conditions
Associate temperature with the correct refrigerated load.

Fuel context
Identify the monitored tank and the vehicle or unit it serves.

Clear exceptions
Highlight the asset that needs an operator's review.

DIGITAL TWIN ECOSYSTEM

Know Which Asset Needs Attention.

Pressure • Vibration • Equipment Temperature

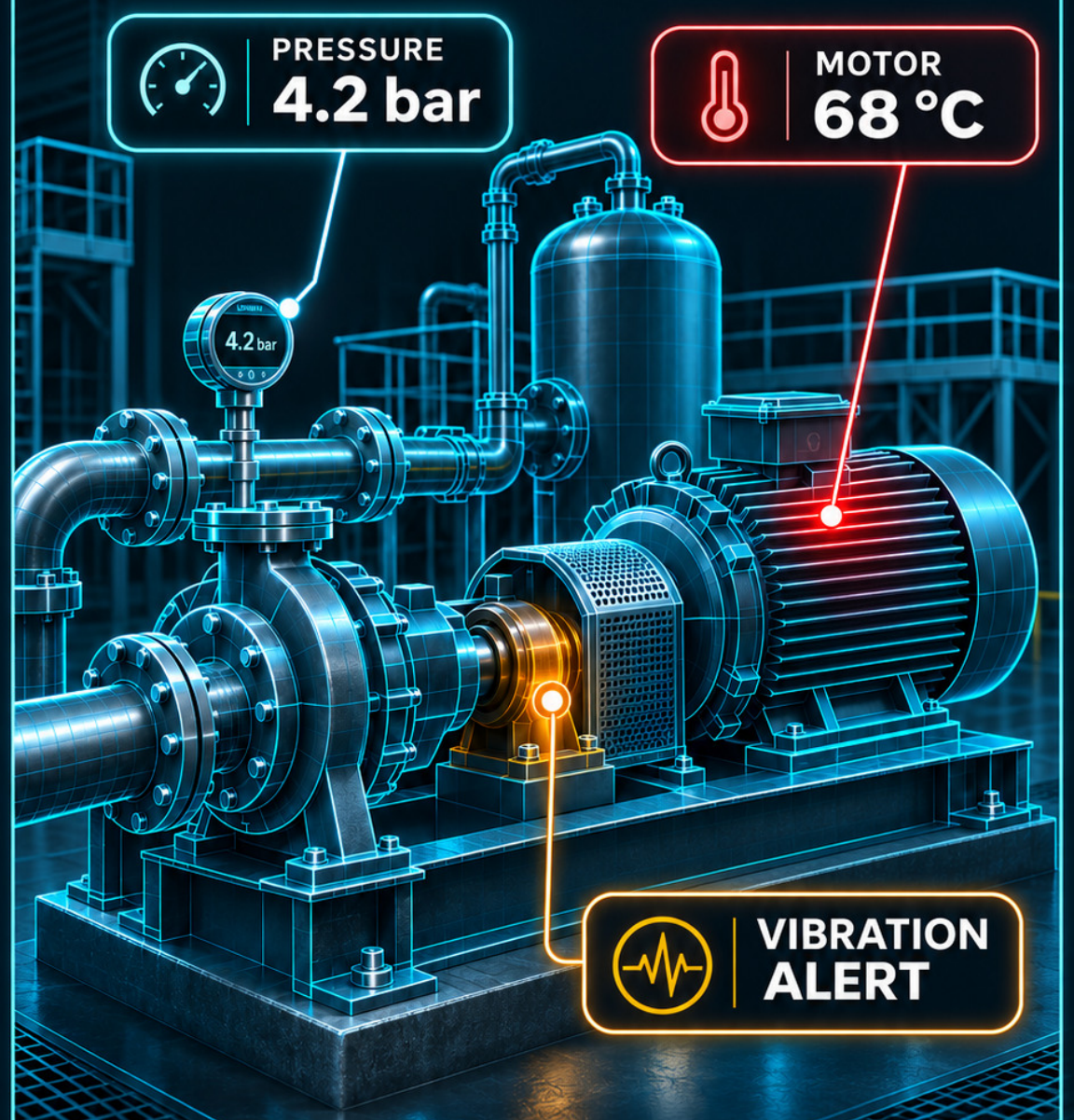

KARAM TECHNOLOGY

karam.technology

DIGITAL TWIN ECOSYSTEM

Energy Across Your Facility.

Bring power readings into your digital twin.



KARAM TECHNOLOGY

karam.technology

06 / INDUSTRIAL MEASUREMENTS

Different signals. One asset context.

The value of a reading grows when you know where it comes from. Bring selected equipment and utility measurements into the same site model.



Mechanical condition

Locate pressure, vibration and equipment-temperature signals.

Electrical demand

Review connected meter readings by equipment or site area.

Trends and exceptions

Use available history and configured thresholds for review.

DIGITAL TWIN ECOSYSTEM

Fire Alerts. In Context.

Locate the zone. Review the event.



KARAM TECHNOLOGY

karam.technology

DIGITAL TWIN ECOSYSTEM

See Where the Alert Happens.

Visual security monitoring for your property.



KARAM TECHNOLOGY

karam.technology

DIGITAL TWIN ECOSYSTEM

Your Villa. Connected.

Lighting • Curtains • Gate • Energy



KARAM TECHNOLOGY

karam.technology

07 / RESIDENTIAL EXPERIENCE

A connected home, with clear context.

Bring smart-property functions into a visual interface built around the home. Available operation depends on the installed devices and configuration.



See the property

Review relevant room conditions, device states and events.

Operate supported functions

Use configured lighting, curtain, gate or security controls.

Make the interface familiar

Organise views around the spaces and routines of the property.

08 / TAILORED INTEGRATION

Third-party systems. A coherent experience.

Integration is scoped to the selected equipment, interfaces and permissions. Karam Technology defines how each supported source joins the ecosystem.



Connect the right sources

Review available APIs, gateways and device protocols.

Give data a shared meaning

Map names, units, states and locations consistently.

Define the right access

Agree the monitoring views and supported control permissions.

09 / KARAM TECHNOLOGY DELIVERY

From your site to your solution.

Hardware, integration and the digital interface are planned together. The project starts with your operating needs and the systems already in place.



01 Survey and scope
Identify sites, users and the events that matter.

02 Review and map
Select interfaces, data points and spatial locations.

03 Build and configure
Prepare the views, connections and operating logic.

04 Test and hand over
Validate the agreed functions and train the operators.

10 / START A CONVERSATION

Let's map your connected site.

Share your site type, existing systems and monitoring priorities. Karam Technology can shape an integration scope around your project.



Explore the factory demonstration
karam.technology/digital-twin

Explore the villa demonstration
karam.technology/digital-twin-villa

Discuss your project
karam.technology/contact

One team.
Hardware to software.

Riyadh / Dubai / Beirut